

S.D.N.R. GLOBE VALVE

GS-C 25/ST. STEEL



FAK-ARMATUREN Hamburg
Valve supplier for industry and shipbuilding

* Flanged ends acc.to DIN EN 1092-1 PN 10/16 (DIN 2501)

* Face to face acc.to DIN EN 558-1 (DIN 3202 F1-F32)

* Nominal Pressure : (120°C)

DN 15 - DN 80 = 25 bar
 DN 100 - DN 175 = 16 bar
 DN 200 - DN 300 = 10 bar
 DN 350 - DN 400 = 6 bar
 DN 450 - DN 500 = 4 bar
 DN 600 = 2.5 bar

	PN16	PN40
Fig.1	01 281 31 ...	01 285 31 ...
Fig.2	01 283 31 ...	01 228 31 ...

* Materials

No.	Part Name	GS-C 25/St.Steel
1	Body	GS-C 25
2	Seat	X5CrNi 18 9
3	Disc (<=50)	X5CrNi 18 9
	Disc (>65)	GS-C 25
	Disc Surface	X5CrNi 18 9
4	Bonnet	GS-C 25
5	Packing	Graphite
6	Gland	GS-C 25
7	TStud,Nut	Steel
8	Spindle	X5CrNi 18 9
9	Gasket	Carbo (Asbestos Free)
10	Stud,Nut	Steel
11	Handwheel	GG 25
12	Indicator	Steel
13	Spring	Galvanized Steel

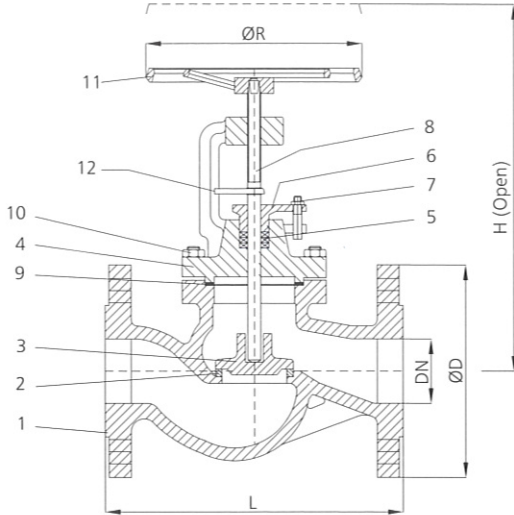


Fig. 1 Straight type

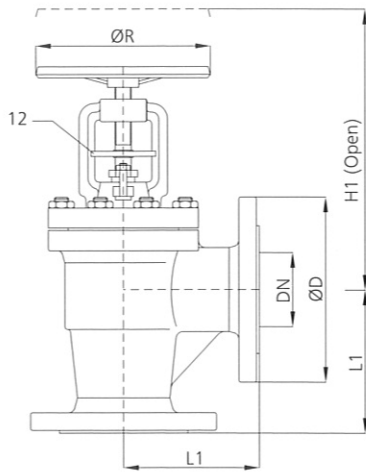
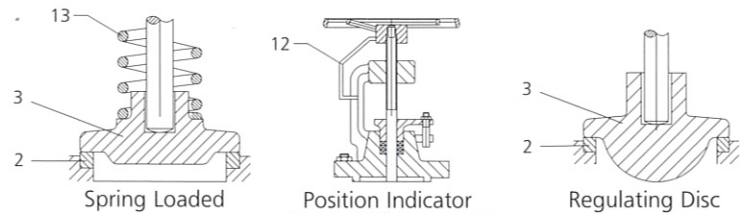


Fig. 2 Angled type

* Application

Steam, feed water, oil and air up to 240°C (st.steel trim)



* For DN250 and above size indicator can be mounted upon request.

PN	DN	15	20	25	32	40	50	65	80	100	125	150	175	200	250	300	350	400	450	500	600
	L	130	150	160	180	200	230	290	310	350	400	480	550	600	730	850	980	1100	1200	1250	1450
	L1	90	95	100	105	115	125	145	155	175	200	225	250	275	325	375	425	475	500	525	450 550
10	ØD	95	105	115	140	150	165	185	200	220	250	285	315	340	395	445	505	565	615	670	780
16	ØD	95	105	115	140	150	165	185	200	220	250	285	315	340	405	460	520	580	640	715	840
	H (Open)	200	200	220	220	260	270	295	342	390	468	523	630	630	830	900	975	1070	1275	1275	1475
	H1 (Open)	191	191	204	204	245	250	275	310	350	396	430	490	547	745	785	875	955	1010	1155	1340
	ØR	120	120	140	140	160	160	180	200	220	250	300	400	400	400	520	520	520	520	640	640
kg Fig. 1		4.2	5	6	8	10.5	14	19	25	39.5	56	73	145	145	248	280	388	412	630	700	
kg Fig. 2		4.2	5	6	8	11.5	14	17	22	32	52	66	97	113	182	261	421	394	515	780	