

S.D.N.R. GLOBE VALVE
GGG 40.3/RG5/ST. STEEL



FAK-ARMATUREN Hamburg
 Valve supplier for industry and shipbuilding

* Flanged ends acc.to DIN EN 1092-2 PN 10/16 (DIN 2501)

* Face to face acc.to DIN EN 558-1 (DIN 3202 F1-F32)

* Nominal Pressure : (120°C)

DN 15 - DN 175 = 16 bar
 DN 200 - DN 300 = 10 bar
 DN 350 - DN 400 = 6 bar
 DN 450 - DN 500 = 4 bar
 DN 600 = 2.5 bar

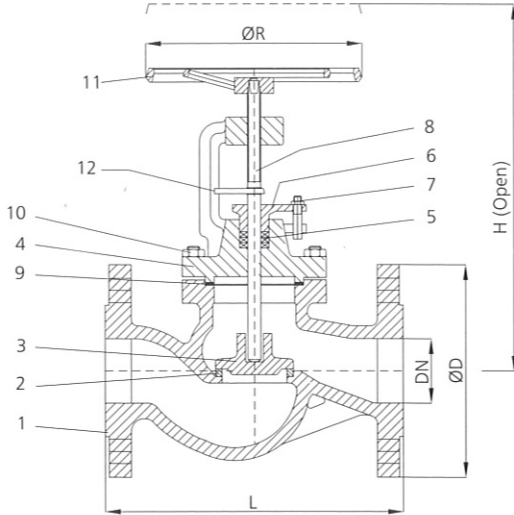


Fig. 1 Straight type

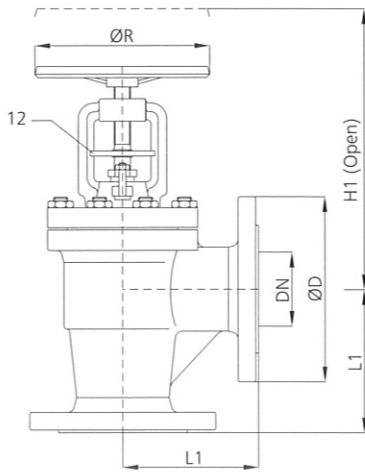


Fig. 2 Angled type

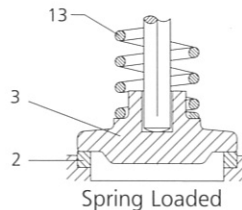
* Materials

Fig.1	01 281 22 ...	01 281 21 ...
Fig.2	01 283 22 ...	01 283 21 ...

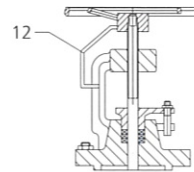
No.	Part Name	GGG 40.3/Rg5	GGG 40.3/St.Steel
1	Body	GGG 40.3	GGG 40.3
2	Seat	G-CuSn5ZnPb	X5CrNi 18 9
3	Disc (<=50)	G-CuSn5ZnPb	X5CrNi 18 9
	Disc (>65)	GGG 40.3	GGG 40.3
3	Disc Surface	G-CuSn5ZnPb	X5CrNi 18 9
4	Bonnet	GGG 40.3	GGG 40.3
5	Packing	Graphite	Graphite
6	Gland	GGG 40.3	GGG 40.3
7	TStud,Nut	Steel	Steel
8	Spindle	CuZn35Ni	X5CrNi 18 9
9	Gasket	Carbo (Asbestos Free)	Carbo (Asbestos Free)
10	Stud,Nut	Steel	Steel
11	Handwheel	GG 25	GG 25
12	Indicator	Steel	Steel
13	Spring	Galvanized Steel	Galvanized Steel

* Application :

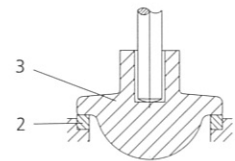
Fresh water,seawater,oil and air up to 180°C (Rg5 trim)
 Steam, feed water, oil and air up to 200°C (st.steel trim)



Spring Loaded



Position Indicator



Regulating Disc

* For DN250 and above size indicator can be mounted upon request.

PN	DN	15	20	25	32	40	50	65	80	100	125	150	175	200	250	300	350	400	450	500	600
	L	130	150	160	180	200	230	290	310	350	400	480	550	600	730	850	980	1100	1200	1250	1450
	L1	90	95	100	105	115	125	145	155	175	200	225	250	275	325	375	425	475	500	525	450
10	ØD	95	105	115	140	150	165	185	200	220	250	285	315	340	395	445	505	565	615	670	780
16	ØD	95	105	115	140	150	165	185	200	220	250	285	315	340	405	460	520	580	640	715	840
	H (Open)	200	200	220	220	260	270	295	342	390	468	523	630	630	830	900	975	1070	1275	1275	1475
	H1 (Open)	191	191	204	204	245	250	275	310	350	396	430	490	547	745	785	875	955	1010	1155	1340
	ØR	120	120	140	140	160	160	180	200	220	250	300	400	400	400	520	520	520	520	640	640
kg Fig. 1		4	4,5	5,5	7,5	9,5	12,5	17	22	34	49	68	133	133	236	280	385	408	630	700	
kg Fig. 2		4	5	6	7,5	9,5	12	14,5	20	30,5	48	61	88	102	179	250	392	394	515	740	